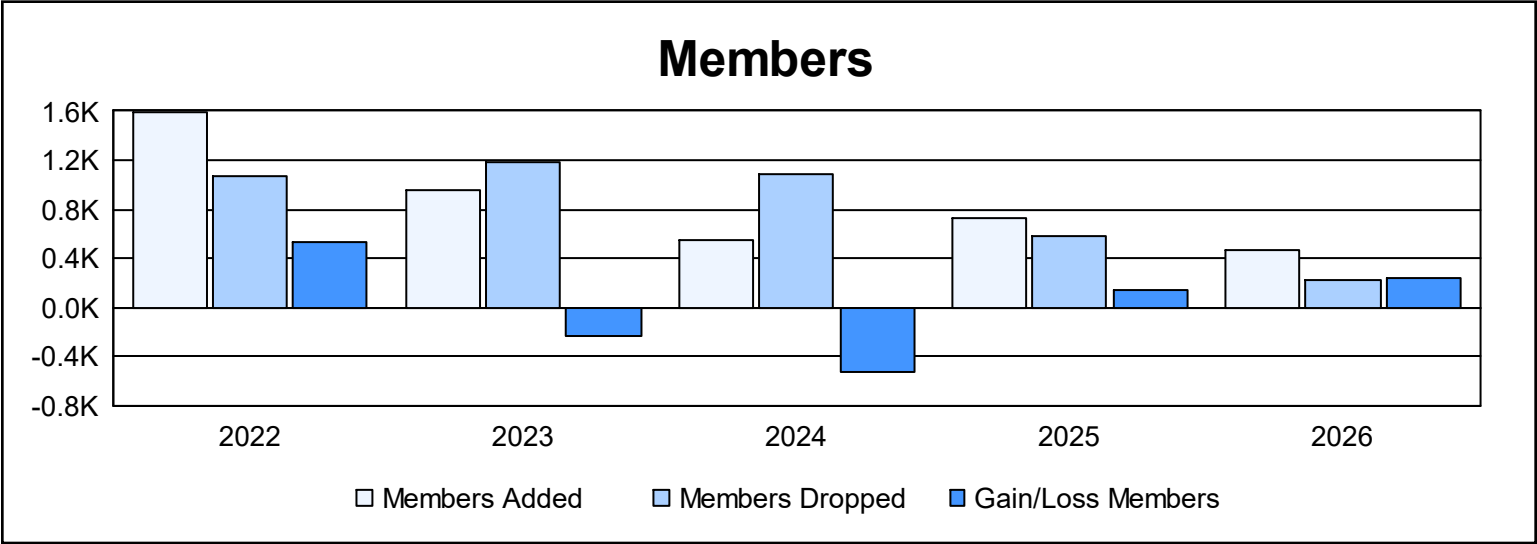
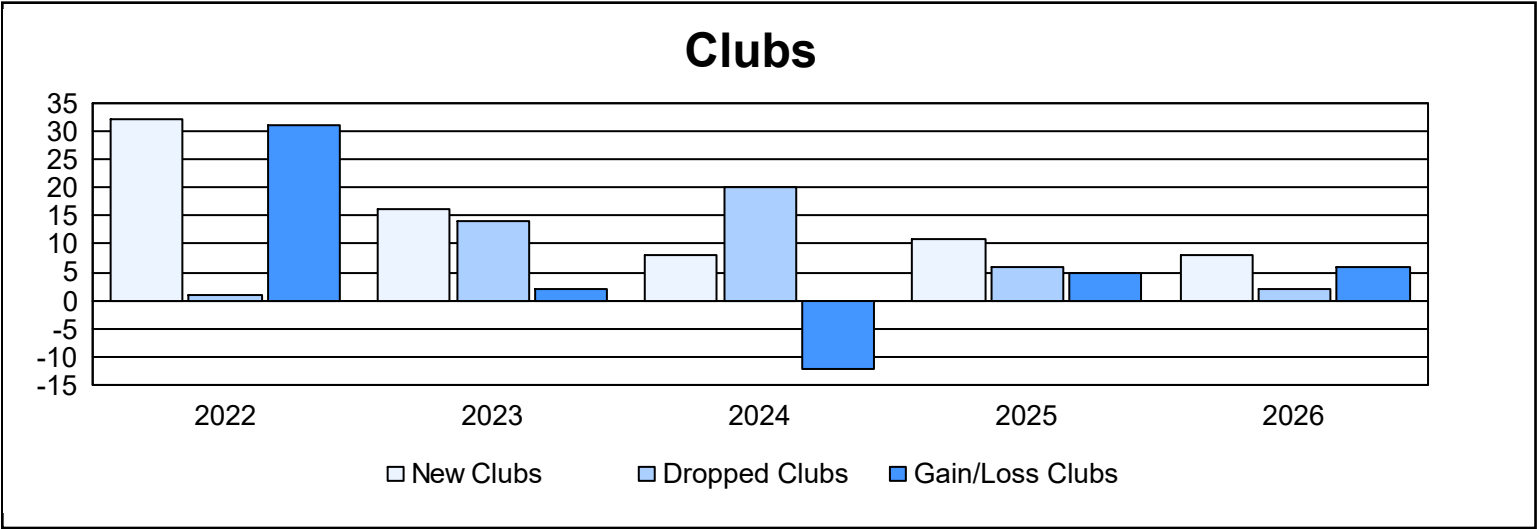
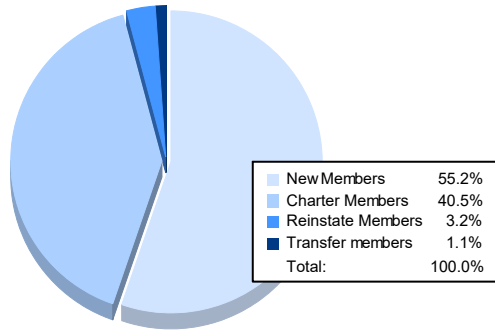


Year	New Clubs	Dropped Clubs	Gain/ Loss Clubs	New Members	Charter Members	Reinstate Members	Transfer Members	Total Member Added	Total Members Dropped	Gain/ Loss Members
2021-2022	32	1	31	656	868	66	5	1,595	1,070	525
2022-2023	16	14	2	270	498	170	12	950	1,178	-228
2023-2024	8	20	-12	276	215	47	18	556	1,087	-531
2024-2025	11	6	5	414	229	73	9	725	581	144
2025-2026	8	2	6	258	189	15	5	467	228	239
Average	15	9	6	375	400	74	10	859	829	30



Membership Composition October 2025 Cumulative



Gender Composition October 2025 Cumulative

